

# Interactive Exhibit Learning Board

Front of Board


Back of Board

## Tips from the Tabletop Wizard



A cartoon wizard in a green robe and pointed hat with yellow stars is pointing a wand at a 4-H clover on a blue board. The board is part of a 3D display structure.


## Exhibit Construction



A cartoon wizard in a green robe and pointed hat with yellow stars is pointing a wand at a 4-H clover on a blue board. The board is part of a 3D display structure.

- Can use the Science tri-fold board.
- Can use photos, web captures, or even your own artwork to illustrate your exhibit.
- Can put loose items on table in front of board
- May use all space from Table to floor.

## Rules



A cartoon wizard in a green robe and pointed hat with yellow stars is pointing a wand at a 4-H clover on a board. The board is part of a 3D display structure.

1. Includes a table top exhibit. (4 feet wide x 2 feet deep)
2. Must be related to a 4-H project.
3. 4-H'ers will have a 2 minute talk to explain the exhibit.
4. 4-H'ers need to be prepared to answer questions.
5. No Live animals!


## Tips



A photograph showing a woman in a pink suit presenting an exhibit to a man in a white shirt. The exhibit is a board titled "BREEDS OF SHEEP".


- Exhibit should be easy to read and understand.
- Exhibit should be attractive and neat.
- Exhibit should be able to stand alone and convey a complete message to audience

## Topics



A cartoon wizard in a green robe and pointed hat with yellow stars is pointing a wand at a 4-H clover on a board. The board is part of a 3D display structure.

- May show how to do something (how to plant a tree)
- May explain more about something (why we plant trees)
- May tell about what you have done in your project. ("Here are photos of me planting trees")



## Presentation



A cartoon wizard in a green robe and pointed hat with yellow stars is holding a purple ribbon that says "1st PLACE".

- Be prepared to have an organized talk explaining your exhibit. The talk should last right at 2 minutes.
- Use proper speaking skills, good posture, proper grammar, and speak in complete sentences.
- Be well groomed and dressed appropriately.
- Be prepared to answer questions from judges concerning your exhibit.

